


















































































SKYline		REDline	
W011A W012A		W013A W014A	
  		  	
Model			
SPIRIT 100 DIRECT DRIVE		SPIRIT 115 DIRECT DRIVE	
Applicability			
   		   	
Accessories included			
<ul style="list-style-type: none"> - Full redundancy ECU's - Full installed engine wiring loom - Internal generator - Voltage regulator - Start relay - Installed inductive coil - Installed cooling circuit expansion tank - Installed cooling circuit thermostat - Engine mount dampers (8) - Fuse & relay (electrical hub) - Capacitor 		<ul style="list-style-type: none"> - Full redundancy ECU's - Full installed engine wiring loom - Internal generator - Voltage regulator - Start relay - Installed inductive coil - Installed cooling circuit expansion tank - Installed cooling circuit thermostat - Engine mount dampers (8) - Fuse & relay (electrical hub) - Capacitor 	
Price (VAT not included)			
\$ 26,000.00		\$ 29,000.00	
Additional accessories available			
<ul style="list-style-type: none"> - Standard coolant radiator kit - Front coolant radiators for STOL (2) - Oil radiator kit - Fuel pumps & filters module (2+2) - Standard exhaust system - EMS & sensor kit - CAN aerospace interface - Bed mounting adaptors (4) - Engine-cockpit wiring loom 		<ul style="list-style-type: none"> - Standard coolant radiator kit - Front coolant radiators for STOL (2) - Oil radiator kit - Fuel pumps & filters module (2+2) - Standard exhaust system - EMS & sensor kit - CAN aerospace interface - Bed mounting adaptors (4) - Engine-cockpit wiring loom 	

SKYline		REDline	
W015A WO   		W0119A W020A   	
Model			
SPIRIT 122 GEARED PSRU		SPIRIT 135 GEARED PSRU	
Applicability			
    		     	
Accessories included			
<ul style="list-style-type: none"> - Full redundancy ECU's - Full installed engine wiring loom - Internal generator - Voltage regulator - Start relay - Installed inductive coil - Installed cooling circuit expansion tank - Installed cooling circuit thermostat - Engine mount dampers (8) - Fuse & relay (electrical hub) - Capacitor 		<ul style="list-style-type: none"> - Full redundancy ECU's - Full installed engine wiring loom - Internal generator - Voltage regulator - Start relay - Installed inductive coil - Installed cooling circuit expansion tank - Installed cooling circuit thermostat - Engine mount dampers (8) - Fuse & relay (electrical hub) - Capacitor 	
Price (VAT not included)			
\$ 30,000.00		\$ 33,000.00	
Additional accessories available			
<ul style="list-style-type: none"> - Standard coolant radiator kit - Front coolant radiators for STOL (2) - Oil radiator kit - Fuel pumps & filters module (2+2) - Standard exhaust system - Hydraulic VPP (constant speed) - Aux generator - EMS & sensor kit - CAN aerospace interface - Bed mounting adaptors (4) - Engine-cockpit wiring loom 		<ul style="list-style-type: none"> - Standard coolant radiator kit - Front coolant radiators for STOL (2) - Oil radiator kit - Fuel pumps & filters module (2+2) - Standard exhaust system - Hydraulic VPP (constant speed) - Aux generator - EMS & sensor kit - CAN aerospace interface - Bed mounting adaptors (4) - Engine-cockpit wiring loom 	

SKYline		REDline	
W017A W018A		W023A W024A	
  		  	
Model			
SPIRIT 135 DIRECT DRIVE		SPIRIT 160 DIRECT DRIVE	
Applicability			
 		 	
Accessories included			
<ul style="list-style-type: none">- Full redundancy ECU's- Full installed engine wiring loom- Internal generator- Voltage regulator- Start relay- Installed inductive coil- Installed cooling circuit expansion tank- Installed cooling circuit thermostat- Engine mount dampers (8)- Fuse & relay (electrical hub)- Capacitor		<ul style="list-style-type: none">- Full redundancy ECU's- Full installed engine wiring loom- Internal generator- Voltage regulator- Start relay- Installed inductive coil- Installed cooling circuit expansion tank- Installed cooling circuit thermostat- Engine mount dampers (8)- Fuse & relay (electrical hub)- Capacitor	
Price (VAT not included)			
\$ 35,500.00		\$ 42,000.00	
Additional accessories available			
<ul style="list-style-type: none">- Fuel pumps & filters module (2+2)- Standard exhaust system- EMS & sensor kit- CAN aerospace interface- Bed mounting adaptors (4)- Engine-cockpit wiring loom		<ul style="list-style-type: none">- Fuel pumps & filters module (2+2)- Standard exhaust system- EMS & sensor kit- CAN aerospace interface- Bed mounting adaptors (4)- Engine-cockpit wiring loom	

SKYline		REDline	
W021A W022A   		W025A W026A   	
Model			
SPIRIT 140 GEARED PSRU		SPIRIT 160 GEARED PSRU	
Applicability			
      		      	
Accessories included			
<ul style="list-style-type: none"> - Full redundancy ECU's - Full installed engine wiring loom - Internal generator - Voltage regulator - Start relay - Installed inductive coil - Installed cooling circuit expansion tank - Installed cooling circuit thermostat - Engine mount dampers (8) - Fuse & relay (electrical hub) - Capacitor 		<ul style="list-style-type: none"> - Full redundancy ECU's - Full installed engine wiring loom - Internal generator - Voltage regulator - Start relay - Installed inductive coil - Installed cooling circuit expansion tank - Installed cooling circuit thermostat - Engine mount dampers (8) - Fuse & relay (electrical hub) - Capacitor 	
Price (VAT not included)			
\$ 36,500.00		\$ 41,000.00	
Additional accessories available			
<ul style="list-style-type: none"> - Standard coolant radiator kit - Front coolant radiators for STOL (2) - Oil radiator kit - Fuel pumps & filters module (2+2) - Hydraulic VPP (constant speed) - Aux generator - EMS & sensor kit - CAN aerospace interface - Bed mounting adaptors (4) - Engine-cockpit wiring loom 		<ul style="list-style-type: none"> - Standard coolant radiator kit - Front coolant radiators for STOL (2) - Oil radiator kit - Fuel pumps & filters module (2+2) - Standard exhaust system - Hydraulic VPP (constant speed) - Aux generator - EMS & sensor kit - CAN aerospace interface - Bed mounting adaptors (4) - Engine-cockpit wiring loom 	

TURBOline	
<p>W027A W028A</p>   	<p>W029A W030A</p>   
Model	
SPIRIT 180 turbo with PSRU	SPIRIT 210 turbo with PSRU
Applicability	
             	
Accessories included	
<ul style="list-style-type: none"> - Full redundancy ECU's - Full installed engine wiring loom - Internal generator - Voltage regulator - Start relay - Turbo exhaust system - Installed inductive coil - Installed cooling circuit expansion tank - Installed cooling circuit thermostat - Engine mount dampers (8) - Fuse & relay, capacitor (electrical hub) 	
Price (VAT not included)	
\$ 45,000,00	\$ 48,000.00
Additional accessories available	
<ul style="list-style-type: none"> - Coolant radiator kit - Oil radiator kit - Fuel pumps & filters module (2+2) - Hydraulic VPP (constant speed) - Aux generator 12V40A,12V140A, 24V70A - EMS & sensor kit - CAN aerospace interface - Bed mounting adaptors (4) - Engine-cockpit wiring loom 	

TURBoline

W030A W031A


Model
SPiRiT 240 turbo with PSRU
Applicability

Accessories included

- Full redundancy ECU's
- Full installed engine wiring loom
- Internal generator
- Voltage regulator
- Start relay
- Turbo exhaust system
- Installed inductive coil
- Installed cooling circuit expansion tank
- Installed cooling circuit thermostat
- Engine mount dampers (8)
- Fuse & relay, capacitor (electrical hub)

Price (VAT not included)
\$ 52,500.00
Additional accessories available

- Coolant radiator kit
- Oil radiator kit
- Fuel pumps & filters module (2+2)
- Hydraulic VPP (constant speed)
- Aux generator 12V40A, 12V140A, 24V70A
- EMS & sensor kit
- CAN aerospace interface
- Bed mounting adaptors (4)
- Engine-cockpit wiring loom